



### District Report Card: 2017


<b>State:</b> Arunachal Pradesh	<b>District:</b> Tirap
<b>Class:</b> 8	<b>Subject:</b> Mathematics
<b>Schools:</b> 37	<b>Students:</b> 570


### Participation/Coverage


#### Students

<b>GENDER</b> 	Boys		Girls	
	Number	%	Number	%
	279	48.95	291	51.05

<b>AREA</b> 	Rural		Urban	
	Number	%	Number	%
	356	62.46	214	37.54

<b>CATEGORY</b> 	SC		ST		OBC		GEN	
	Number	%	Number	%	Number	%	Number	%
	6	1.05	521	91.40	11	1.93	32	5.61

<b>CWSN</b> 	LD	VI	HI	S&LD	ID	Oth
	1	0	0	0	0	6

<b>Management</b> 	Government		Government-aided	
	Number	%	Number	%
	512	89.82	58	10.18

### Average Performance of Students in Mathematics (%)

Overall	Gender		Area		Management		Social Group			
	Male	Female	Rural	Urban	Govt.	Aided	SC	ST	OBC	GEN
35.38	35.24	35.51	35.09	35.86	32.40	61.72	40.00	35.36	29.09	37.08

## Performance on Learning Outcomes (LOs)

Learning Outcomes	Description	Average Performance(%)
M601	Solves problems involving large numbers by applying appropriate operations	39.34
M606	Solves problems on daily life situations involving addition and subtraction of fractions / decimals	30.15
M620	Finds out the perimeter and area of rectangular objects in the surroundings like floor of the class room, surfaces of a chalk box etc.	30.52
M621	Arranges given/collected information in the form of table, pictograph and bar graph and interprets them	28.31
M702	Interprets the division and multiplication of fractions	35.26
M705	Solves problems related to daily life situations involving rational numbers	33.51
M706	Uses exponential form of numbers to simplify problems involving multiplication and division of large numbers	26.85
M707	Adds/subtracts algebraic expressions	43.33
M710	Solves problems related to conversion of percentage to fraction and decimal and vice versa	21.14
M717	Finds out approximate area of closed shapes by using unit square grid/graph sheet	30.88
M719	Finds various representative values for simple data from her/his daily life contexts like mean, median and mode	43.35
M721	Interprets data using bar graph	38.93
M801	Generalizes properties of addition, subtraction, multiplication and division of rational numbers through patterns	26.17
M802	Finds rational numbers between two given rational numbers	29.53
M803	Proves divisibility rules of 2, 3, 4, 5, 6, 9 and 11	40.44
M804	Finds squares, cubes, square roots and cube roots of numbers using different methods	36.91
M808	Uses various algebraic identities in solving problems of daily life	42.28
M812	Verifies properties of parallelogram and establishes the relationship between them through reasoning	29.33
M818	Finds surface area and volume of cuboidal and cylindrical object	35.91
M819	Draws and interprets bar charts and pie charts	50.70

### Range of Performance of Students who Answered Correctly

Below 30%		30% - 50%		50% - 75%		Above 75%	
Number	%	Number	%	Number	%	Number	%
241	42.28	222	38.95	86	15.09	21	3.68

## Lowest Performing Learning Outcomes (LOs)

- 1 - Solves problems related to conversion of percentage to fraction and decimal and vice versa (21.14)
- 2 - Generalizes properties of addition, subtraction, multiplication and division of rational numbers through patterns (26.17)
- 3 - Uses exponential form of numbers to simplify problems involving multiplication and division of large numbers (26.85)

- 4 - Arranges given/collected information in the form of table, pictograph and bar graph and interprets them (28.31)
- 5 - Verifies properties of parallelogram and establishes the relationship between them through reasoning (29.33)